
























SHORT COMMUNICATION OPEN ACCESS

# COVID-19 Vaccine Effectiveness Against Hospitalization in Older Adults, VEBIS Hospital Network, Europe, September 2024–May 2025

Madelyn Rojas-Castro<sup>1</sup>  | Nuno Verdasca<sup>2</sup>  | Susana Monge<sup>3</sup>  | Laurane De Mot<sup>4</sup>  | Camino Trobajo-Sanmartín<sup>5</sup>  | Róisín Duffy<sup>6</sup>  | Gergő Túri<sup>7</sup>  | Monika Kuliese<sup>8</sup>  | Ralf Duerrwald<sup>9</sup>  | Maria-Louise Borg<sup>10</sup>  | Odette Popovici<sup>11</sup>  | Verónica Gomez<sup>12</sup>  | Zvezdana Lovrić Makarić<sup>13</sup>  | Odile Launay<sup>14</sup>  | Diogo F. P. Marques<sup>1</sup>  | Francisco Pozo<sup>15</sup>  | Arne Witdouch<sup>16</sup>  | Iván Martínez-Baz<sup>5</sup>  | Margaret Fitzgerald<sup>6</sup>  | Beatrix Oroszi<sup>7</sup>  | Ligita Jančoriene<sup>17</sup>  | Silke Buda<sup>9</sup>  | Austra Dziugyte<sup>10</sup>  | Mihaela Lazăr<sup>18</sup>  | Ausenda Machado<sup>12</sup>  | Irena Tabain<sup>19</sup>  | Liem Binh Luong Nguyen<sup>14</sup>  | Eva Rivas Wagner<sup>20</sup>  | François Dufresne<sup>21</sup>  | Jesús Castilla<sup>5</sup>  | Lisa Domegan<sup>6</sup>  | Viktória Velkey<sup>7</sup>  | Fausta Majauskaite<sup>17</sup>  | Carolin Hackmann<sup>22</sup>  | Nathalie Nicolay<sup>23</sup>  | Sabrina Bacci<sup>23</sup>  | Angela M. C. Rose<sup>1</sup>  European Hospital Vaccine Effectiveness Group

<sup>1</sup>Epiconcept, Paris, France | <sup>2</sup>Infectious Diseases Department, National Health Institute Doutor Ricardo Jorge, Lisbon, Portugal | <sup>3</sup>National Centre of Epidemiology, CIBERINFEC, Institute of Health Carlos III, Madrid, Spain | <sup>4</sup>Scientific Directorate of Epidemiology of Infectious Diseases, Sciensano, Brussels, Belgium | <sup>5</sup>Instituto de Salud Pública de Navarra – IdiSNA – CIBERESP, Pamplona, Spain | <sup>6</sup>Health Service Executive-Health Protection Surveillance Centre (HPSC), Dublin, Ireland | <sup>7</sup>National Laboratory for Health Security, Epidemiology and Surveillance Centre, Semmelweis University, Budapest, Hungary | <sup>8</sup>Department of Infectious Diseases, Lithuanian University of Health Sciences, Kaunas, Lithuania | <sup>9</sup>National Reference Centre for Influenza, Robert Koch Institute, Berlin, Germany | <sup>10</sup>Infectious Disease Prevention and Control Unit (IDCU), Msida, Malta | <sup>11</sup>National Institute of Public Health (INSP/NIPH) - National Centre for Surveillance and Control of Communicable Diseases, Bucharest, Romania | <sup>12</sup>Department of Epidemiology, National Institute of Health Doutor Ricardo Jorge, Lisbon, Portugal | <sup>13</sup>Division for Epidemiology of Communicable Diseases, Croatian Institute of Public Health, Zagreb, Croatia | <sup>14</sup>INSERM CIC 1417, F-CRIN, I-REIVAC Network, Assistance Publique-Hôpitaux de Paris, Hôpital Cochin Paris, Paris, France | <sup>15</sup>National Centre of Microbiology, CIBERESP, Institute of Health Carlos III, Madrid, Spain | <sup>16</sup>Department of Internal Medicine and Infectious Diseases, Universitair Ziekenhuis Brussel, Brussels, Belgium | <sup>17</sup>Clinic of Infectious Diseases and Dermatovenereology, Institute of Clinical Medicine, Medical Faculty, Vilnius University, Vilnius, Lithuania | <sup>18</sup>National Institute of Research & Development for Microbiology & Immunology (INCDDMM) “Cantacuzino”, Bucharest, Romania | <sup>19</sup>Department for Direct Diagnostic Virology, Croatian Institute of Public Health, Zagreb, Croatia | <sup>20</sup>Unida de Vigilancia Epidemiológica de la Dirección General de Salud Pública, Servicio Canario de la Salud, Islas Canarias, Spain | <sup>21</sup>National Reference Center for Respiratory Pathogens, Belgium, Sciensano, Brussels, Belgium | <sup>22</sup>Department of Infectious Disease Epidemiology, Respiratory Infections Unit, Robert Koch Institute, Berlin, Germany | <sup>23</sup>European Centre for Disease Prevention and Control, Stockholm, Sweden

**Correspondence:** Angela M. C. Rose ([a.rose@epiconcept.fr](mailto:a.rose@epiconcept.fr))

**Received:** 29 July 2025 | **Revised:** 13 October 2025 | **Accepted:** 22 October 2025

**Funding:** The Vaccine Effectiveness, Burden and Impact Studies (VEBIS) is a project of the European Centre for Disease Prevention and Control, run under the framework contract No. ECDC/2021/016 (EU-H).

**Keywords:** case–control study | elderly | severe acute respiratory infection (SARI) | test-negative design | vaccine effectiveness

## ABSTRACT

We estimated COVID-19 vaccine effectiveness (VE) against PCR-confirmed SARS-CoV-2 hospitalization in patients  $\geq 60$  years with severe acute respiratory infection, using a multicenter, test-negative, case–control study across seven sites in six European countries between September 2024 and May 2025. We included 352 cases (115 vaccinated; 33%) and 9980 controls (5024 vaccinated; 50%). VE was 42% (95% CI: 15; 61) 14–59 days post-vaccination, 32% (95% CI: –1; 54) at 60–119 days, and 36% (95% CI: 2; 60) at 120–179 days, and no effect thereafter. Among adults aged 60–79 and  $\geq 80$  years, we observed moderate VE against COVID-19 hospitalization for up to 2 and 4 months, respectively.

This is an open access article under the terms of the [Creative Commons Attribution](https://creativecommons.org/licenses/by/4.0/) License, which permits use, distribution and reproduction in any medium, provided the original work is properly cited.

© 2025 The Author(s). *Influenza and Other Respiratory Viruses* published by John Wiley & Sons Ltd.

## 1 | Introduction

Between September and October 2024, COVID-19 vaccination campaigns were launched in many European Union/European Economic Area (EU/EEA) countries, mainly targeting adults over 60 or 65 years old and other high-risk individuals. In the EU/EEA, the Comirnaty Omicron JN.1 vaccine was the primary vaccine administered in EU/EEA countries, with low to moderate COVID-19 vaccination coverage and wide country variation (7% overall, range <1%–53%) [1–3].

From the start of the autumn/winter 2024/25 season, SARS-CoV-2 positivity rates decreased, following elevated activity during the summer 2024 [4, 5]. The KP.3 lineage of the Omicron BA.2.86 variant and XEC—a recombinant lineage of the Omicron BA.2.86 (KS.1.1 and KP.3.3)—co-circulated, followed by an increase in the LP.8.1 lineage [5]. Monitoring COVID-19 vaccine effectiveness (VE) overall and over time is essential, as older adults remain at higher risk of severe outcomes [1], and waning of vaccines has been reported [6].

Our aim was to provide COVID-19 VE estimates, overall and by time since vaccination (TSV), against PCR-confirmed SARS-CoV-2 hospitalization in Europe from September 19, 2024 to May 4, 2025 among patients with severe acute respiratory infection (SARI) aged  $\geq 60$  years.

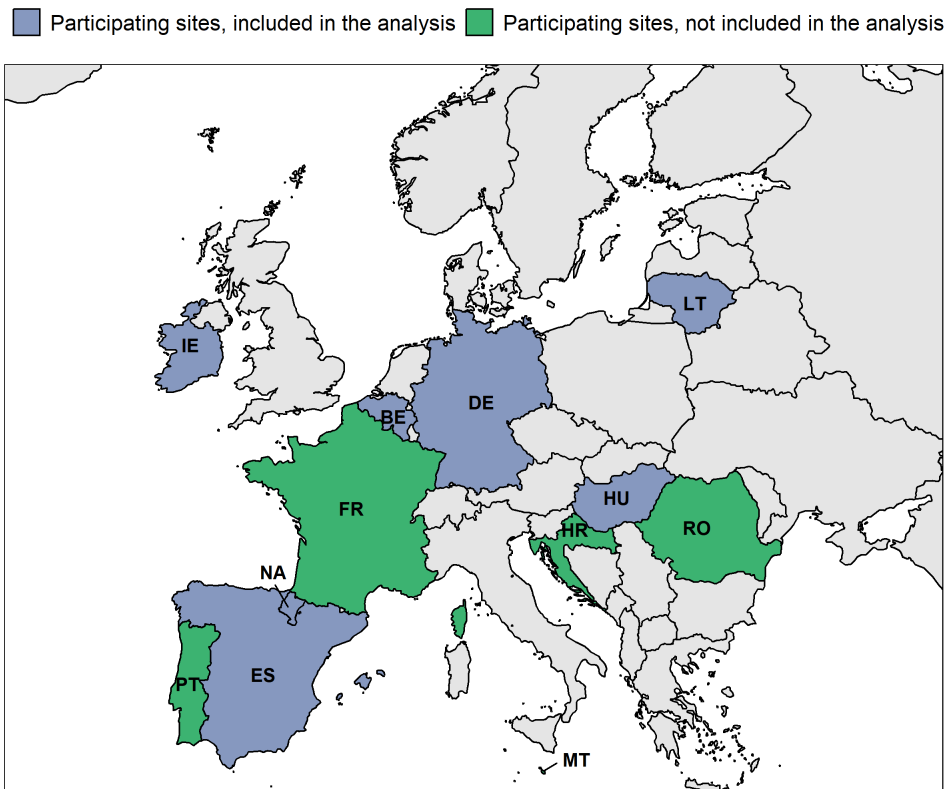
## 2 | VEBIS Hospital VE Network

This multicenter, test-negative, case–control hospital-based study is part of the Vaccine Effectiveness, Burden and Impact Studies (VEBIS) project. VEBIS includes 100 hospitals across 11 European countries (Figure 1), following a common generic protocol [6].

## 3 | Definitions and Analysis Restrictions

We defined patients with SARI as those hospitalized for  $\geq 24$  h with at least one symptom (out of fever, cough, or shortness of breath), and included those with symptoms occurring at least 14 days after the start of the autumn 2024/25 vaccination campaign in their country and until the date of onset of symptoms of the last positive case before May 4, 2025 (with some country differences; Table S1). We defined cases as patients with SARI testing positive for SARS-CoV-2 by RT-PCR within 48 h of admission, and controls as those testing PCR-negative, with no positive test in the previous 14 days [7].

We classified a patient as vaccinated if they received a vaccine  $\geq 14$  days before symptom onset during the country's autumn 2024 campaign; otherwise, they were unvaccinated. We excluded those vaccinated 1–13 days before symptom onset and those (vaccinated or unvaccinated) who had received a vaccine



**FIGURE 1** | Countries and study sites<sup>a</sup> included in the VEBIS hospital network and in the analysis, Europe, September 29, 2024–May 4, 2025. VEBIS: Vaccine Effectiveness, Burden and Impact Studies. (a) Twelve participating sites: Belgium (BE), Croatia (HR), France (FR), Germany (DE), Hungary (HU), Ireland (IE), Lithuania (LT), Malta (MT), Navarre region Spain (NA), Portugal (PT), Spain (ES), and Romania (RO). Sites included in analysis: BE, DE, HU, IE, LT, NA, and ES.

in the 180 days preceding the campaign (where known). We also excluded (where known) all patients vaccinated with vaccines other than those recommended by the European Medicines Agency (EMA).

We restricted our analysis to patients aged  $\geq 60$  years who were targeted to receive a COVID-19 vaccine in country-specific campaigns (with some country differences; Table S1). Healthcare workers and patients living in a long-term care facility were excluded.

We excluded patients with missing/erroneous information for variables included in the analysis (sex, age, number of chronic conditions, and date of last COVID-19 vaccine dose), as well as sites with fewer than five cases or controls, or with no vaccinated patients in both case and control groups (Figure S1).

## 4 | Statistical Methods

We estimated the odds ratio (OR) of vaccination between cases and controls using logistic regression, adjusting the OR by study site, date of symptom onset, sex, age, and number of chronic conditions. The VE was calculated as  $(1 - \text{adjusted OR}) \times 100\%$ . Pooled VE was estimated overall and stratified by TSV using 60-day cutoffs, for all patients aged  $\geq 60$ , 60–79, and  $\geq 80$  years.

The best functional forms of the continuous variables age and onset date (categories, splines, linear terms) were selected using the Akaike information criterion. We carried out a complete case analysis.

Estimates were not shown if there were  $< 10$  vaccinated patients, or when the VE estimate had an absolute difference  $> 10\%$  from VE estimated using penalized logistic regression using Firth's method [8].

The following sensitivity analyses were performed: (a) changing the days since vaccination, and excluding (b) recently vaccinated patients, (c) influenza-positive controls, (d) co-infections (Table S2).

Analyses were conducted using R Version 4.4.2, with R via the “logistf” package [9].

## 5 | Description of SARI Patients

After exclusions, we included 352 cases and 9980 controls from 72 hospitals in seven sites (Figure S1). A total of 115 (33%) cases and 5024 (50%) controls were vaccinated (Figure S2). The median time between vaccination and symptom onset was 98 days (interquartile range, IQR: 54–142, max: 209 days) for cases and 93 days (IQR: 61–132; max: 213 days) for controls (Table 1). The proportion of vaccinated controls among participating sites ranged from 3% (Hungary) to 60% (Navarre region) (Table S3).

## 6 | Vaccine Effectiveness

The VE among patients with SARI aged  $\geq 60$  years was 42% (95% CI: 15; 61) in the first 14–59 days post-vaccination, 32% (95% CI:

–1; 54) between 60 and 119 days, and 36% (95% CI: 2; 60) at 120–179 days post-vaccination, with no effect thereafter (Figure 2).

For patients aged 60–79 years, VE was 40% (95% CI: –9; 69) at 14–59 days, 7% (95% CI: –66; 50) at 60–119 days, and 27% (95% CI: –42; 65) at 120–179 days post-vaccination, with no effect thereafter (Figure 2). For patients aged  $\geq 80$  years, VE was 40% (95% CI: 17; 57) overall (14–208 days post-vaccination). The VE was 49% (95% CI: 16; 70) at 14–59 days, 46% (95% CI: 9; 69) at 60–119 days, 37% (95% CI: –11; 66) at 120–179 days post-vaccination, with no effect thereafter (Figure 2). Comirnaty (BioNTech/Pfizer) JN.1 VE is presented in Figure S4.

Sensitivity analyses yielded results similar to those of the main analysis, with a maximum absolute difference in the overall VE from the main analysis of  $\leq 4\%$  in both age groups (Table S2).

## 7 | Discussion

Our results suggest that, between September 29, 2024 and May 4, 2025, the autumn 2024 COVID-19 vaccine (mainly the Comirnaty JN.1-adapted mRNA vaccine) conferred moderate protection against co-circulating BA.2.86 lineages (KP.3, XEC and LP.8.1) at  $\sim 42\%$  in the first 59 days post-vaccination for all age groups  $\geq 60$  years, amid low SARS-CoV-2 circulation and low-medium COVID-19 vaccination coverage in participating countries. We found sustained protection up to 2 months among those aged 60–79 years, and up to 4 months post-vaccination among those  $\geq 80$  years.

This autumn/winter season VE estimates were lower than our early 2023/24 results among those aged 60–79 and  $\geq 80$  years, at 59% and 76% at 14–29 days, and 42% and 55% at 30–59 days post-vaccination, respectively [8]—but were similar to those for the BA.2.86/JN.1 predominant period (47% and 45% at 14–59 days post-vaccination), with no vaccine effect observed after 4 months in any age group [11].

Our VE estimates were similar to interim estimates from two US studies using EHR-based test-negative and cohort designs in adults  $\geq 65$  years, reporting 45% and 46% at 14–119 days post-vaccination in the VISION/IVY networks [12], and 46% in insured patients in two US states [13]. Other studies reported higher VE: a test-negative case-control study in US veterans [14] estimated 75% VE for the adapted KP.2 COVID-19 vaccine; three interim studies in EU/EEA found VE ranging from 60% to 70%: The id. Drive platform reported 68% for Spikevax JN.1 (Moderna) in adults  $\geq 18$  years across three countries [15], the VEBIS EHR-based cohort study reported 60% across six countries [16], and a Danish nationwide study (included in the VEBIS EHR network) reported 70% VE with protection sustained up to 4 months [17]. To our knowledge, to date, our study is the only one reporting both waning of vaccines and differential waning by age during the 2024/25 season.

The moderate VE in our study may be related to an increased population immunity after high summer 2024 incidence [3–5], as differential prior infection between vaccinated and unvaccinated groups may play a role; however, this information was not available. The predominant use of the adapted COVID-19 JN.1

**TABLE 1** | Characteristics of SARS-CoV-2 cases and controls, VEBIS hospital study, Europe, September 29, 2024–May 4, 2025 (*n* = 10,332).

Characteristic	SARS-CoV-2 cases ( <i>n</i> = 352)		Controls ( <i>n</i> = 9980)		<i>p</i>
	<i>n</i>	%	<i>n</i>	%	
Age (years)					
60–69	59	17	2098	21	0.147 <sup>a</sup>
70–79	113	32	3033	30	
≥ 80	180	51	4849	49	
Median (IQR)	80 (72–87)		79 (74–87)		
Female	155	44	4859	49	0.096 <sup>a</sup>
Any chronic condition <sup>b</sup>	299	85	8437	85	0.881 <sup>a</sup>
Number of chronic condition <sup>b</sup>					
No conditions	53	15	1551	16	0.980 <sup>a</sup>
One condition	71	20	2012	20	
Two or more conditions	228	65	6417	64	
Vaccination status					
Vaccinated <sup>c</sup>	115	33	5024	50	< 0.001 <sup>a</sup>
Unvaccinated <sup>d</sup>	237	67	4956	50	
Days from the last dose to symptom onset <sup>e</sup>					
Median (IQR); max	98 (54–142); 209		93 (61–132); 213		
Vaccine type (where known)					
Comirnaty KP.2 (BioNTech/Pfizer)	7	6	397	8	0.856 <sup>g</sup>
Comirnaty JN.1 (BioNTech/Pfizer)	79	69	3431	68	
Comirnaty XBB.1.5 (BioNTech/Pfizer)	0	0	12	0	
Comirnaty unspecified (BioNTech/Pfizer) <sup>f</sup>	28	25	1169	23	
Spikevax (Moderna)	0	0	1	0	
Any severe outcome					
Yes	25	8	977	10	0.133 <sup>a</sup>
No	304	92	8498	90	
Missing	23	7	505	5	
ICU admission	9	3	520	5	0.036 <sup>a</sup>
Death	17	5	531	6	0.842 <sup>a</sup>
Median length of hospital stay in days (IQR)	6 (4–9)		6 (4–9)		
Presence of other respiratory pathogens					
Influenza	12	3	1818	18	< 0.001 <sup>a</sup>
RSV	8	3	828	9	< 0.001 <sup>a</sup>

Abbreviations: ICU: intensive care unit; IQR: interquartile range; RSV: respiratory syncytial virus; VEBIS: Vaccine Effectiveness, Burden and Impact Studies.

<sup>a</sup>*p* calculated using the Chi-square test (*p*-value threshold for statistical significance: 0.05).

<sup>b</sup>Among commonly collected chronic conditions: diabetes, heart disease, lung disease/asthma, and immunodeficiency.

<sup>c</sup>Received a COVID-19 vaccine dose during the autumn 2024 vaccination campaign in each country. Dates of start of each country's vaccination campaign are in Table S1.

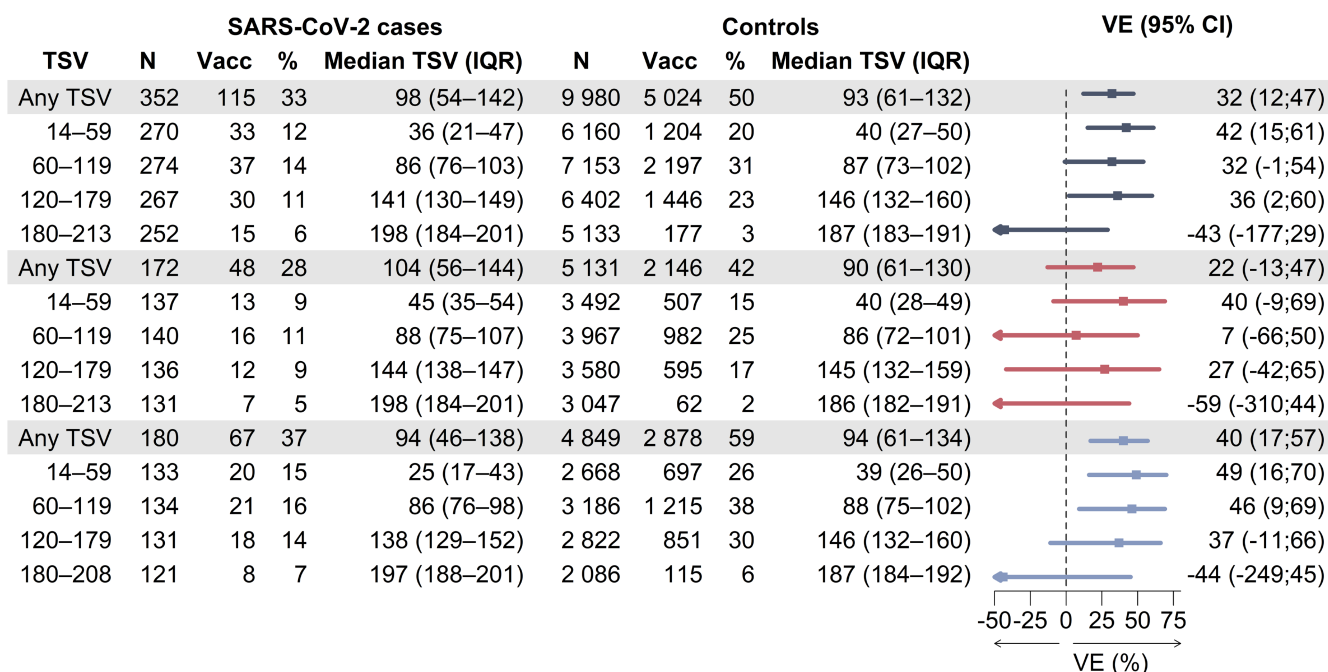
<sup>d</sup>Never vaccinated for COVID-19 or with the last COVID-19 vaccination dose received ≥ 180 days prior to the start of the 2024 vaccination campaign in each country (Table S1).

<sup>e</sup>Restricted to those vaccinated with a COVID-19 vaccine during autumn 2024 vaccination campaigns. Onset dates for all sites with > 5% missing data, using median delay to hospital admission per site, but only if there were more than 30 patients in each age group for this median estimation (60–79, ≥ 80 years). Otherwise, these patients were excluded.

<sup>f</sup>Undefined Comirnaty (BioNTech/Pfizer) formulation between XBB.1.5, JN.1, and KP.2 brands available during the autumn 2024 vaccination campaigns.

<sup>g</sup>*p* calculated using Fisher's exact test (*p*-value threshold for statistical significance: 0.05).

Age group ■ ≥ 60 years ■ 60-79 years ■ ≥ 80 years



**FIGURE 2** | Vaccine effectiveness of COVID-19 vaccines against hospitalization among patients with SARI, by time since vaccination (60-day cut-offs) and by age group ( $\geq 60$ , 60–79, and  $\geq 80$  years old), autumn 2024 vaccination campaign, VEBIS hospital study, Europe, September 29, 2024–May 4, 2025 ( $n = 10332$ ). CI: confidence interval, IQR: interquartile range, TSV: time since vaccination (days from the last COVID-19 vaccination dose to symptom onset), VE: vaccine effectiveness, grey shading: any time since vaccination.

vaccine is not expected to play a significant role, as both JN.1 and KP.2 vaccines induce robust protection against JN.1 sub-variants, although some degree of immune escape is expected against KP.3.1.1, XEC, and LP.8.1 [18–20]. However, differences in subvariant co-circulation across countries, population characteristics, reasons for hospitalization, and adaptations in the SARI case definition may play a role. Random variation cannot be ruled out, as well as study design differences (e.g., test-negative versus cohort accounting differently for health-seeking behavior [13, 14]), potential biases, such as depletion of susceptibles, residual confounding from unmeasured reasons for vaccination (e.g., doses number, degree of fragility), and healthy vaccine effect or frailty bias. Differential waning this season may reflect age-related differences in baseline risk or vaccination timing not fully captured in our study.

Our analysis was limited by sample size, due to low circulation of SARS-CoV-2. Estimates and trends by TSV should be interpreted with caution as precision was low, and confidence intervals overlapped. Even so, all estimates presented here fulfilled criteria established a priori to minimize small sample bias. Sequencing data were limited and precluded robust sublineage-specific VE estimates, but indicated a signal of similar VE against the two dominant lineages sequenced (KP.3 vs. XEC) (data not shown). Other limitations were similar to those described previously [10, 11].

The strengths of our study include its multicenter component, with a generic protocol to mitigate potential sources of heterogeneity and increase internal validity. This, and a well-established

hospital network, enables us to provide timely pooled post-marketing, independent estimates of seasonal COVID-19 VE in Europe.

## 8 | Conclusion

Despite low to moderate vaccination rates, we show that in our participating sites, COVID-19 vaccines provided moderate, but short-lived protection against COVID-19 hospitalization during autumn/winter 2024–25, particularly for those aged 60–79 years.

### Author Contributions

**Madelyn Rojas-Castro:** data curation (lead), formal analysis (lead), investigation (equal), methodology (lead), software (lead), Data Curation (equal); validation (equal), visualization (lead), writing – original draft (lead), writing – review and editing (lead). **Nuno Verdasca:** formal analysis, investigation, methodology, software, validation, writing – review and editing. **Susana Monge:** writing – review and editing, data curation, formal analysis, investigation, methodology, resources. **Laurane De Mot:** writing – review and editing, resources, methodology, investigation, formal analysis, data curation. **Camino Trobajo-Sanmartín:** investigation, methodology, writing – review and editing, formal analysis, data curation, resources. **Róisín Duffy:** investigation, methodology, writing – review and editing, formal analysis, data curation, resources. **Gergő Túri:** investigation, methodology, writing – review and editing, formal analysis, data curation, resources. **Monika Kuliese:** investigation, methodology, writing – review and editing, formal analysis, data curation, resources. **Ralf Duerrwald:** data curation (lead), investigation (equal), resources (equal), supervision (equal),

writing – review and Editing (equal). **Maria-Louise Borg:** investigation, methodology, writing – review and editing, formal analysis, data curation, resources. **Odetta Popovici:** investigation, methodology, writing – review and editing, formal analysis, data curation, resources. **Verónica Gomez:** data curation (lead), investigation (equal), resources (equal), supervision (equal), writing – review and Editing (equal). **Odile Launay:** investigation, methodology, writing – review and editing, formal analysis, data curation, resources. **Diogo F. P. Marques:** data curation (lead), software (equal), validation (lead), writing – review and editing (equal). **Francisco Pozo:** investigation, methodology, writing – review and editing, formal analysis, data curation, resources. **Arne Witdouck:** investigation, methodology, writing – review and editing, formal analysis, data curation, resources. **Iván Martínez-Baz:** investigation, methodology, writing – review and editing, formal analysis, data curation, resources. **Margaret Fitzgerald:** investigation, methodology, writing – review and editing, formal analysis, data curation, resources. **Beatrix Oroszi:** investigation, methodology, writing – review and editing, formal analysis, data curation, resources. **Silke Buda:** investigation, methodology, writing – review and editing, formal analysis, data curation, resources. **Logita Jan?orien?:** data curation (lead), investigation (equal), resources (equal), supervision (equal), writing – review and Editing (equal). **Ausra Dziugyte:** investigation, methodology, writing – review and editing, formal analysis, data curation, resources. **Mihaela Laz?r:** data curation (lead), investigation (equal), resources (equal), supervision (equal), writing – review and Editing (equal). **Ausenda Machado:** investigation, methodology, writing – review and editing, formal analysis, data curation, resources. **Irena Tabain:** investigation, methodology, writing – review and editing, formal analysis, data curation, resources. **Liem Binh Luong Nguyen:** data curation (lead), investigation (equal), resources (equal), supervision (equal), writing – review and Editing (equal). **François Dufrasne:** investigation, methodology, writing – review and editing, formal analysis, data curation, resources. **Jesús Castilla:** investigation, methodology, writing – review and editing, formal analysis, data curation, resources. **Lisa Domegan:** investigation, methodology, writing – review and editing, formal analysis, data curation, resources. **Viktória Velkey:** investigation, methodology, writing – review and editing, formal analysis, data curation, resources. **Fausta Majauskaitė:** investigation, methodology, writing – review and editing, formal analysis, data curation, resources. **Carolin Hackmann:** investigation, methodology, writing – review and editing, formal analysis, data curation, resources. **Nathalie Nicolay:** conceptualization, investigation, writing – review and editing, funding acquisition, project administration. **Sabrina Bacci:** conceptualization, investigation, writing – review and editing, funding acquisition, project administration. **Angela M. C. Rose:** conceptualization (equal), project administration (lead), resources (lead), supervision (lead), methodology (supporting), visualization (supporting), writing – review and Editing (equal). **European Hospital Vaccine Effectiveness Group:** investigation, methodology, writing – review and editing, formal analysis, data curation, resources.

## Acknowledgments

All study teams are very grateful to all patients, physicians, hospital teams, laboratory teams, and national or regional epidemiologists who have contributed to the studies.

Special thanks from study teams from each of the following for their substantial contributions to the studies.

**VEBIS SARI VE network team: Belgium:** Eva Bernaert, Reinout Naesens (Ziekenhuis aan de Stroom); Benedicte Lissoir, Catherine Sion, Sandra Koenig, Xavier Holemans (Grand Hôpital de Charleroi); Benedicte Delaere, Marc Bourgeois (CHU UCL Namur); Evelyn Petit, Marijke Reynders, Vanessa Verbeke (AZ Sint-Jan); Catherine Quoidbach, Francesco Genderini, Gabriella Kollar, Nicolas Dauby, Stephanie Buylla (CHU St. Pierre); Sigi Van den Wijngaert, (LHUB-ULB); Deborah Degeyter, Eveline Vanhonacker, Lucie Seyler, Siel Daelemans (UZ Brussel); Koen Magerman, Marieke Bleyen, Marlies Blommen, Natasja Detillieu, Veerle Penders (Jessa Ziekenhuis Hasselt); Dylan Lievens, Marie-Pierre Parsy, Melanie Delvallee, Pierre Struyven

(CHWAPI); Isabel Leroux-Roels, Pascal De Waegemaeker, Silke Ternest (UZ Gent); Anna Parys, Sarah Denayer, Claire Brugerolles, Mathil Vandromme, Sebastien Fierens, Sven Hanoteaux, Yinthe Dockx, Yves Lafort, Nathalie Bossuyt (Sciensano).

**Croatia:** Bernard Kaić, Sanja Kurečić Filipović, Goranka Petrović, Vesna Višekruna Vučina, Ivan Mlinarić, Vedrana Marić, Svjetlana Karabuva, Petra Tomaš Petrić, Diana Nonković, Rok Čivljak, Ivan Krešimir Lizatović, Borna Grgić, Elizabeta Dvorski, Nives Bubnjar, Mía Breški, Iva Pem Novosel Martina Zajec, Iva Zrakić. We would like to express our gratitude to all members of the Division for Epidemiology of communicable diseases, National Influenza Laboratory and the Genomics and Bioinformatics Teams of the Microbiology Service, CIPH, who contributed to this study.

**Germany:** We thank our team members Kristin Tolksdorf, Annika Erdwiens, Ute Preuss (Department for Infectious Disease Epidemiology, RKI), Djin-Ye Oh and Janine Reiche (National Reference Centre for Influenza, Robert Koch Institute). The German team thanks all hospital teams who have contributed to the German SARI surveillance, especially Torsten Bauer and David Krieger (Berlin Lung Institute, Respiratory Diseases Clinic Heckseshorn, Helios Klinikum Emil von Behring Berlin). We also thank the lab team at the National Reference Centre for Influenza and the colleagues at the sequencing core facility of the Genome Competence Center, Robert Koch Institute (RKI) for their contribution to the study. We sincerely appreciate the scientific support of Thomas Krannich, Marie Lataretu, Sofia Paraskevopoulou, and Dimitri Ternovoj from the Genome Competence Center, RKI, for their assistance with genome assembly.

**Hungary:** Katalin Kristóf, Bánk Fenyves, Csaba Luca, Katalin Krisztalovics, Márta Knausz, Bernadett Burkali, István Zsolt, Melinda Kiss-Fekete, Zoltán Péterfi. The Hungarian study team works as part of the National Laboratory for Health Security Hungary (RRF-2.3.1-21-2022-00006) supported by the National Research, Development and Innovation Office (NKFIH).

**Ireland:** Sarah McGarry, Neenu Reji (HSE Health Protection Surveillance Centre, Dublin, Ireland) and those involved in the SARI surveillance programme at St James's Hospital Dublin, St Vincent's University Hospital, Dublin and University Hospital Limerick.

**Lithuania:** Aukse Mickiene, Iveta Tiepelyte, Justina Tamosaityte (Department of Infectious Diseases, Lithuanian University of Health Sciences, Kaunas, Lithuania); Konstancija Ambrazaite (Internal Medicine Department, Lithuanian University of Health Sciences, Kaunas, Lithuania); Aistė Poškutė, Asta Stankauskaitė, Egidijus Balukevičius—Vilnius University Hospital Santaros Klinikos; Vilija Gurkšniėnė—Vilnius University Faculty of Medicine, Vilnius (Lithuania).

**Malta:** John Paul Cauchi, Tanya Melillo, Stephen Abela, Gerd Xuereb.

**Portugal:** Department of Infectious Diseases of the National Institute of Health: Camila Henriques, Lúcia Gomes, Daniela Dias, Vítor Borges, and Raquel Guiomar; Unidade Local de Saúde de São João: Débora Pereira and Margarida Tavares; Unidade Local de Saúde de Santa Maria: Cristina Bárbara and Paula Pinto.

**Romania:** All sentinel hospital SARI Surveillance teams, all the epidemiologists involved in SARI Surveillance, the laboratory team of the National Public Health Laboratory based in INSP/NIPH Romania and in the Regional Public Health Centers and the laboratory team based in INCDMM “Cantacuzino”, Bucharest, Romania.

**Spain:** The Spanish team thanks all the participants in the SiVIRA Group ([https://cne.isciii.es/documents/d/cne/colaboradores-sivira\\_2024-25-1](https://cne.isciii.es/documents/d/cne/colaboradores-sivira_2024-25-1)) for surveillance and vaccine effectiveness in Spain, including everyone involved in data collection and reporting at sentinel hospitals, laboratories, and public health units across all participating Autonomous Regions. We also extend our gratitude to the RELECOV network RELECOV (Red Española de Laboratorios de Secuenciación Genómica de SARS-CoV-2) (<https://relecov.isciii.es/es/>) for their work in genomic sequencing and monitoring of SARS-CoV-2 in Spain.

**Navarre, Spain:** Aitziber Echeverria and Guillermo Ezpeleta, Instituto de Salud Pública de Navarra—IdiSNA—CIBERESP; Ana Navascués, Leticia Armendáriz and Carmen Ezpeleta, Hospital Universitario de Navarra—IdiSNA, Pamplona, Spain.p

**Epiconcept:** Esther Kissling, Djenaba Bamba, Valerie Nancey, Anthony Nardone. .

### Ethics Statement

The planning, conducting and reporting of the studies were in line with the Declaration of Helsinki. Official ethical approval was not required if studies were classified as being part of routine care/surveillance (Ireland, Spain); in Belgium and Germany, VE estimation is included in SARI surveillance. Verbal informed consent, however, is required from patients for participation in any further research (including VE studies). Other study sites received local ethical approval from a national or regional review board: in Belgium, the study protocol was approved by the central Ethical Committee (CHU Saint- Pierre [AK/12-02-11/4111] initially in 2011 and UZ VUB [B.U.N. 143,201,215,671] from 2014 on) and each participating hospital's local ethical committees. The most recent amendment was approved on 27/9/2023 (reference 2012/310 Am6). The German SARI surveillance was approved by the Charité-Universitätsmedizin Berlin Ethical Board (Reference EA2/126/11 and EA2/218/19). The Lithuania study was approved on July 3, 2020 by the Lithuanian Biomedical Research Ethics Committee No.: L-20-3/1; and later permission was extended for the study period for seasons 2020–2025. The Hungary study protocol was approved by the National Scientific and Ethical Committee (IV/1885-5/2021/EKU), and the most recent amendment was approved on 4/10/2024 (BM/25007-2/2024).

### Consent

Written informed consent for participation and publication of data was obtained from all participants in accordance with ethical guidelines.

### Conflicts of Interest

Ligita Jančorienė has received honoraria fees for lectures from Pfizer, Viatrix, Swixx Biopharma. All other authors declare no conflicts of interest.

### Data Availability Statement

Data are available on request.

### Peer Review

The peer review history for this article is available at <https://www.webofscience.com/api/gateway/wos/peer-review/10.1111/irv.70191>.

### References

1. World Health Organization (WHO). *Statement on the Antigen Composition of COVID-19 Vaccines* [Internet]. WHO: 2024 [cited 2024 Dec 23]. Available from: <https://www.who.int/news/item/23-12-2024-statement-on-the-antigen-composition-of-covid-19-vaccines>.
2. European Medicines Agency (EMA). *EMA Recommendation to Update the Antigenic Composition of Authorised COVID-19 Vaccines for 2024–2025* [Internet]. EMA: 2024 [cited 2025 Feb 24]. Available from: [https://www.ema.europa.eu/en/documents/other/ema-confirms-its-recommendation-update-antigenic-composition-authorised-covid-19-vaccines-2024-2025\\_en.pdf](https://www.ema.europa.eu/en/documents/other/ema-confirms-its-recommendation-update-antigenic-composition-authorised-covid-19-vaccines-2024-2025_en.pdf).
3. European Centre for Disease Prevention and Control (ECDC). *European Respiratory Virus Surveillance Summary (ERVISS)*. ECDC: 2024, Week 39.
4. Mahase E. Covid-19: Are We Seeing a Summer Wave? *BMJ* 386, Jul 5 (2024): q1946 [cited 2025 Feb 26]; Available from: <https://www.bmj.com/content/386/bmj.q1946>.

5. European Centre for Disease Prevention and Control (ECDC). *Surveillance Report on Interim COVID-19 Vaccination Coverage in the EU/EEA, August 2024–January 2025* [Internet]. ECDC: 2025 Feb [cited 2025 Sep 24]. Available from: <https://www.ecdc.europa.eu/en/publications-data/surveillance-report-interim-covid-19-vaccination-coverage-eueea-august-2024>.

6. M. Moore, L. Anderson, J. T. Schiffer, L. Matrajt, and D. Dimitrov, “Durability of COVID-19 Vaccine and Infection Induced Immunity: A Systematic Review and Meta-Regression Analysis,” *Vaccine* 54 (2025): 126966.

7. European Centre for Disease Prevention and Control (ECDC). *Core Protocol for ECDC Studies of COVID-19 Vaccine Effectiveness against Hospitalisation with Severe Acute Respiratory Infection, Laboratory Confirmed with SARS-CoV-2 or with Seasonal Influenza - Version 4.0* [Internet]. ECDC: 2024 [cited 2025 Feb 24]. Available from: <https://www.ecdc.europa.eu/en/publications-data/core-protocol-ecdc-studies-vaccine-effectiveness-against-hospitalisation>.

8. R. Puhr, G. Heinze, M. Nold, L. Lusa, and A. Geroldinger, “Firth's Logistic Regression With Rare Events: Accurate Effect Estimates and Predictions?,” *Statistics in Medicine* 36, no. 14 (2017): 2302–2317.

9. Heinze, G, Ploner, M, Dunkler, D, Southworth, H, Jiricka, L, Steiner, G. *logistf: Firth's Bias-Reduced Logistic Regression* [Internet]. R Foundation for Statistical Computing: 2023 [cited 2025 Feb 24]. Available from: <https://cran.r-project.org/web/packages/logistf/index.html>.

10. L. Antunes, C. Mazagatos, I. Martínez-Baz, et al., “Early COVID-19 XBB.1.5 Vaccine Effectiveness Against Hospitalisation Among Adults Targeted for Vaccination, VEBIS Hospital Network, Europe, October 2023–January 2024,” *Influenza and Other Respiratory Viruses* 18, no. 8 (2024): e13360.

11. L. Antunes, M. Rojas-Castro, M. Lozano, et al., “Effectiveness of the XBB.1.5 COVID-19 Vaccines Against SARS-CoV-2 Hospitalisation Among Adults Aged  $\geq 65$  Years During the BA.2.86/JN.1 Predominant Period, VEBIS Hospital Study, Europe, November 2023 to May 2024,” *Influenza and Other Respiratory Viruses* 19, no. 3 (2025): e70081.

12. R. Link-Gelles, “Interim Estimates of 2024–2025 COVID-19 Vaccine Effectiveness Among Adults Aged  $\geq 18$  Years — VISION and IVY Networks, September 2024–January 2025,” *MMWR. Morbidity and Mortality Weekly Report* 74, no. 6 (2025): 73–82. Available from: <https://www.cdc.gov/mmwr/volumes/74/wr/mm7406a1.htm>.

13. K. M. Andersen, T. Ahi, J. S. Mateus, et al., “2024–2025 BNT162b2 COVID-19 Vaccine Effectiveness in Non-Immunocompromised Adults: Mid-Season Estimates From Vaccine Registries in Two States Linked to Administrative Claims,” *Vaccine* 62 (2025): 127534.

14. H. J. Appaneal, V. V. Lopes, L. Puzniak, et al., “Early Effectiveness of the BNT162b2 KP.2 Vaccine Against COVID-19 in the US Veterans Affairs Healthcare System,” *Nature Communications* 16, no. 1 (2025): 4033.

15. H. Volkman, L. Munter, J. Nguyen, T. Tran, and C. Marques, *JN.1-Adapted Vaccine Effectiveness Against COVID-19 Hospitalisation in Europe: A Test-Negative Case-Control Study Using id (DRIVE, Vienna, Austria, 2025)* Available from: [https://www.escmid.org/fileadmin/escmid/media/pdf/escmid\\_global\\_2025/Final\\_Programme\\_2025.pdf](https://www.escmid.org/fileadmin/escmid/media/pdf/escmid_global_2025/Final_Programme_2025.pdf).

16. J. Humphreys, A. Blake, N. Nicolay, et al., “Effectiveness of JN.1 Monovalent COVID-19 Vaccination in EU/EEA Countries Between October 2024 and January 2025: A VEBIS Electronic Health Record Network Study,” *Vaccine* 64 (2025): 127752.

17. Hansen, CH, Lassaunière, R, Rasmussen, M, Moustsen-Helms, IR, Valentiner-Branth, P. Effectiveness of the BNT162b2 and mRNA-1273 JN.1-Adapted Vaccines Against COVID-19-Associated Hospitalisation and Death: A Danish, Nationwide, Register-Based, Cohort Study. *Lancet Infectious Diseases*. S1473-3099(25)00380–9 (2025). Available from:

[https://www.thelancet.com/journals/laninf/article/PIIS1473-3099\(25\)00380-9/fulltext#fig\\_3](https://www.thelancet.com/journals/laninf/article/PIIS1473-3099(25)00380-9/fulltext#fig_3).

18. Y. Chen, P. Tong, N. B. Whiteman, et al., “Immune recall improves antibody durability and breadth to SARS-CoV-2 variants,” *Science Immunology* 7, no. 78 (2022): eabp8328. Available from: <https://www.sciencemag.org/doi/10.1126/sciimmunol.abp8328>.

19. P. Arora, C. Happle, A. Kempf, et al., “Impact of JN.1 Booster Vaccination on Neutralisation of SARS-CoV-2 Variants KP.3.1.1 and XEC,” *Lancet Infectious Diseases* 24, no. 12 (2024): e732–e733.

20. D. W. Lee, A. Nasir, S. Elbashir, et al., “mRNA-1273 Vaccines Adapted to JN.1 or KP.2 Elicit Cross-Neutralizing Responses Against the JN.1 Sublineages of SARS-CoV-2 in Mice,” *Vaccine* 54 (2025): 126961.

### Supporting Information

Additional supporting information can be found online in the Supporting Information section. **Table S1:** Summary of the 2024/25 vaccination campaign target, vaccines, and period in analysis by site in the VEBIS hospital study, September 29, 2024–May 4, 2025 **Table S2:** (Sensitivity analyses vaccine effectiveness of COVID-19 vaccines against hospitalization among patients with SARI any time since vaccination), autumn 2024 vaccination campaign, VEBIS hospital study, Europe, September 29, 2024–May 4, 2025 **Table S3:** Comparison of the proportion of vaccinated controls by analysis site vs. national COVID-19 vaccine coverage **Figure S1:** Patient exclusion flowchart, VEBIS hospital study, September 19, 2024–May 4, 2025 **Figure S2:** Number of cases and controls by week of symptoms onset, VEBIS hospital study, Europe, September 29, 2024–May 4, 2025 ( $n = 10,332$ ) **Figure S3:** (A) Number of COVID-19 cases by week of symptom onset by sublineage/lineage, (B) Proportion of COVID-19 cases sequenced by week of symptoms, VEBIS hospital study, Europe, September 29, 2024–May 4, 2024 **Figure S4:** Vaccine effectiveness of Comirnaty JN.1 vaccine against hospitalization among patients with SARI, by time since vaccination (60-day cut-offs), autumn 2024 vaccination campaign, VEBIS hospital study, Europe, September 29, 2024–May 4, 2025 ( $n = 5740$ )