

Influenza burden in Portugal: seasons 2012-13 to 2016-17

DEP

*Ana Rita Torres, Irina Kislaya, Susana Silva, Raquel Guiomar, Verónica Gomez,
Ricardo Mexia, Baltazar Nunes, Ausenda Machado, Ana Paula Rodrigues*

June 2019



Summary

*Influenza
burden in
Portugal*

1. Background

2. Objectives

3. Methods

4. Results

5. Limitations

6. Conclusions

Background

Why do we need to estimate the burden of influenza?

Decision-
making

Resource
allocation

Risk
communication


Epidemics'
impact

Baseline data

Objectives

*Estimate seasonal influenza burden in Portugal
from 2012-13 to 2016-17
using registry and surveillance data.*

Goal



Methods

Time span

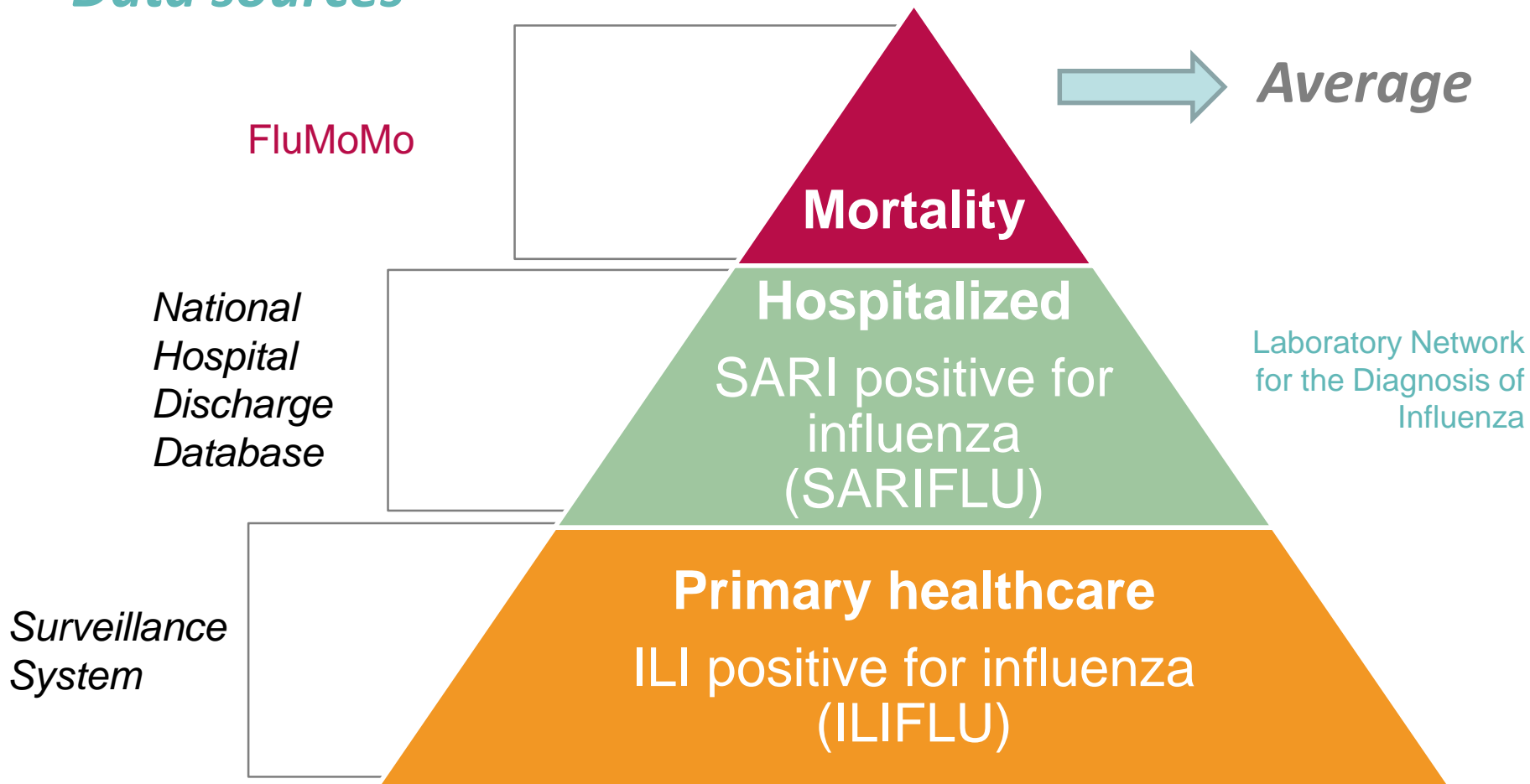
- *Seasons 2012/13 to 2016/17*
- *October (week 40th) to May (week 20th)*
- ***Epidemic periods only***

Epidemic periods versus Entire season:

dominance of other respiratory virus outside epidemic periods → Influenza burden overestimation

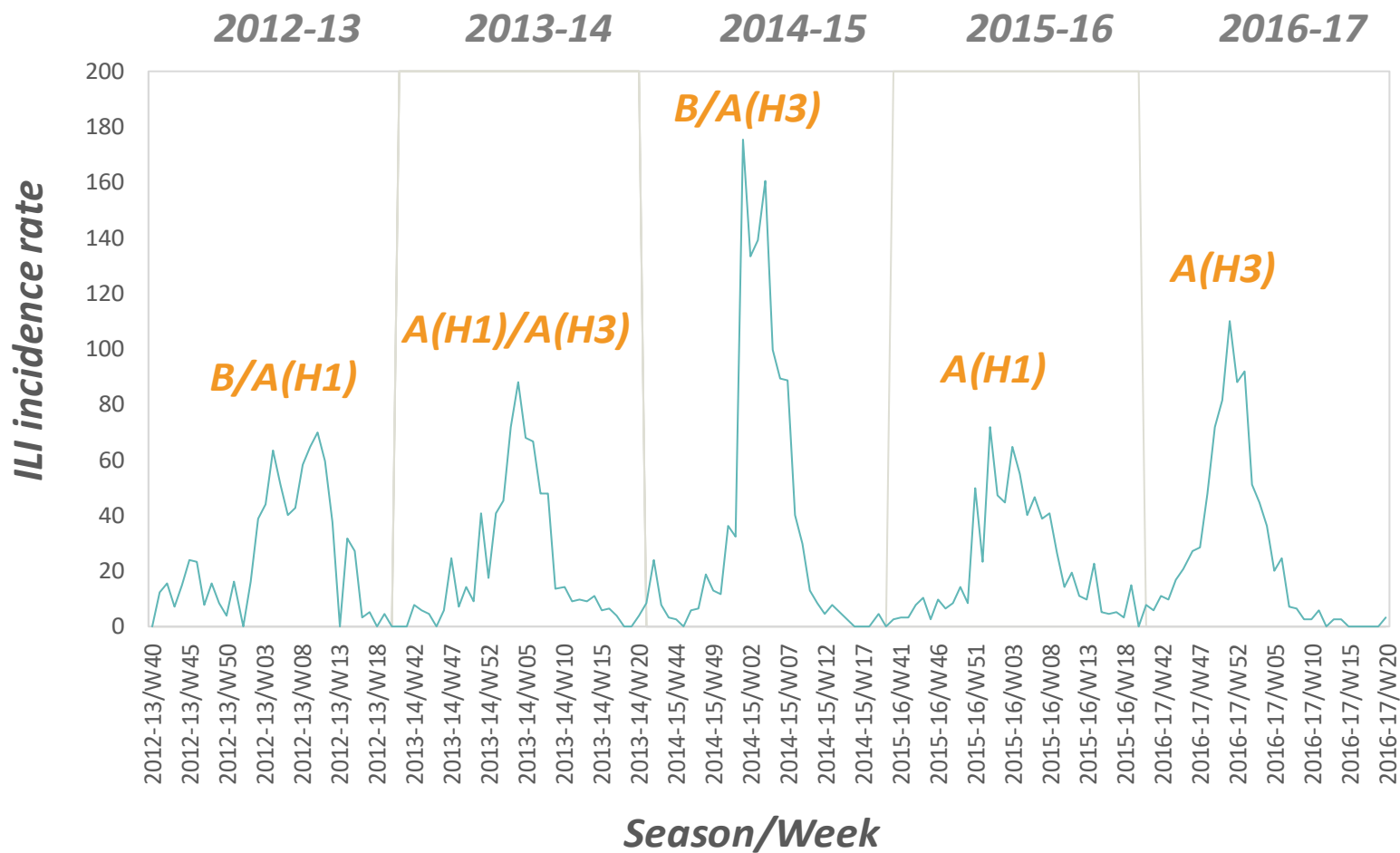
Methods

Data sources



Results

Intensity



Results

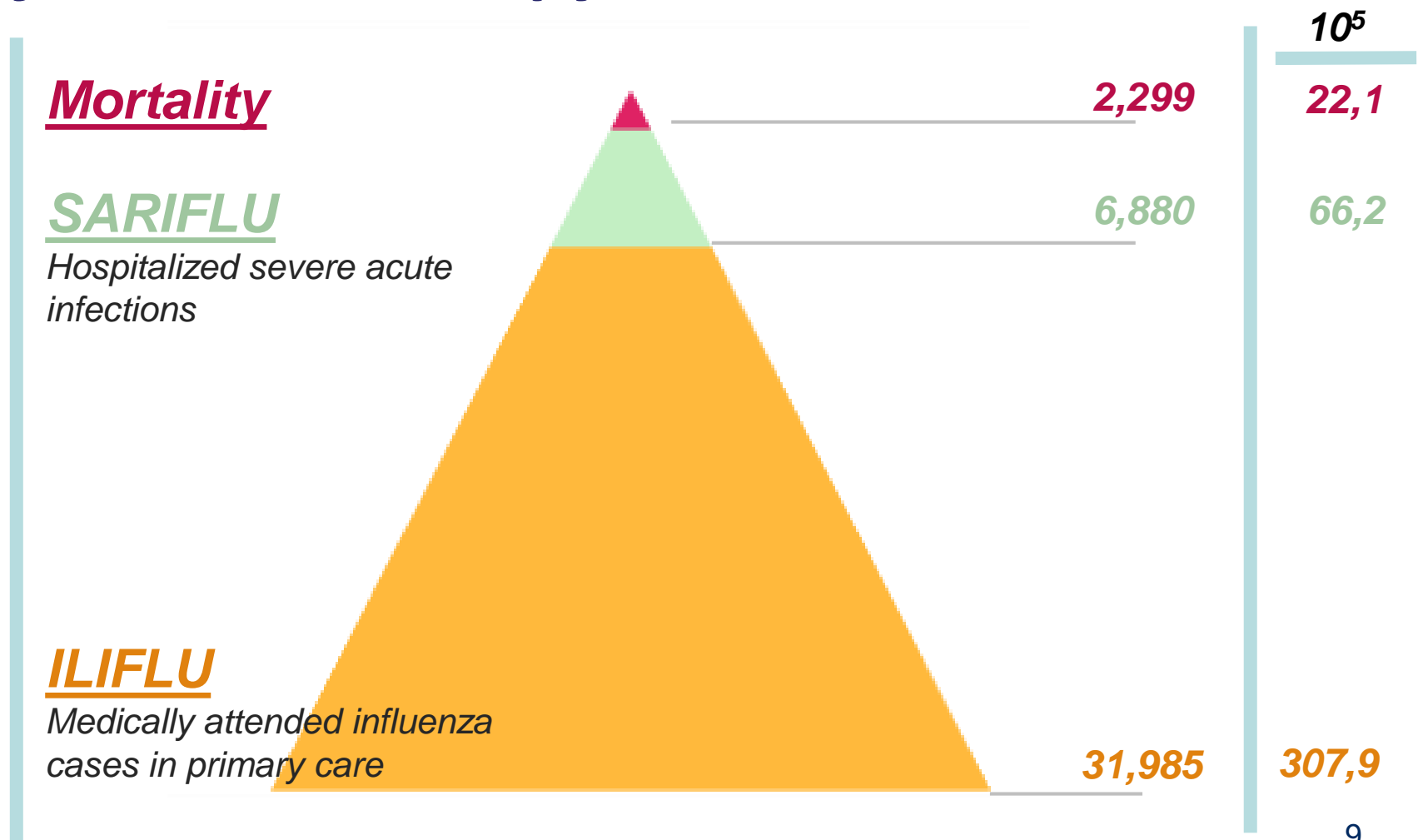
Lower burden: A(H1)

	2012-13		2013-14		2014-15		2015-16		2016-17	
Viral distribution	A(H3)	6,4	A(H3)	38,8	A(H3)	29,8	A(H3)	1,3	A(H3)	99,6
	A(H1)	42,3	A(H1)	59,7	A(H1)	4,2	A(H1)	90,4	A(H1)	0,2
	B	51,3	B	1,3	B	66,0	B	8,3	B	0,2
No. Epidemic weeks	10		6		7		8		6	
Mortality	977		433		5030		158		4898	
SARIFLU	10283		5289		6814		5240		6771	
ILIFLU	28273		24929		55098		19413		32211	

Higher burden: A(H3)

Results:

Influenza burden pyramid



Results

Mortality

SARIFLU


Hospitalized severe acute infections

ILIFLU

Medically attended influenza cases in primary care

No. of medical students in Lisbon University

2,299




No. of workers in PT of the largest hydroelectric

6,880



Half of the capacity of the largest stadium in Portugal

31,985



Limitations

Underestimated
ILIFLU

Direct
comparisons

Case definitions

Data sources

SARI delay

Conclusions

- Lower burden of influenza: seasons with A(H1) virus circulation dominance
- Higher burden: seasons with influenza A(H3) virus co-dominance

Thank you, for your attention!

